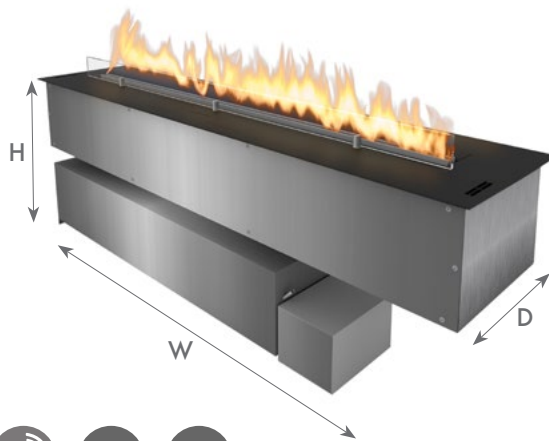




FIRE LINE AUTOMATIC 3 XL

BEV Technology® (Burning Ethanol Vapours)



Custom length / Sonderanfertigungen / Longitud personalizada / Longueur personnalisée /
Lunghezza su misura / Dowlona długość / Длина под индивидуальный заказ

6 flame heights / 6 Stufen der Flammenhöhe / 6 niveles de altura de llama / 6 niveaux de hauteur de flamme /
6 livelli d' altezza fiamma / 6 wysokości płomienia / 6 уровней высоты пламени

No chimney / Kein Festanschluss / No conexión dura / Pas de conduit de cheminée /
Senza canna fumaria / Bez komina / Без дымохода

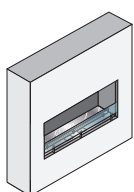
Automatic refueling / Automatisches Befüllungssystem / Recarga automática / Remplissage automatique /
Rifornimento automatico / Automatisch tankowanie / Автоматическая система заправки



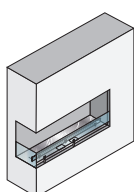
STANDARD STANDARD OPTIONAL



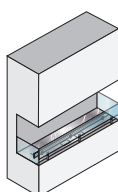
	BIOETHANOL					
	FLA 3 XL (790 mm)	FLA 3 XL (990 mm)	FLA 3 XL (1190 mm)	FLA 3 XL (1490 mm)	FLA 3 XL (1990 mm)	FLA 3 XL (2490 mm)
	[WxHxD] 790 x 371 x 280 mm 31 1/8" x 14 5/8" x 11"	[WxHxD] 990 x 371 x 280 mm 39" x 14 5/8" x 11"	[WxHxD] 1190 x 371 x 280 mm 46 7/8" x 14 5/8" x 11"	[WxHxD] 1490 x 371 x 280 mm 58 1/16" x 14 5/8" x 11"	[WxHxD] 1990 x 371 x 280 mm 78 3/8" x 14 5/8" x 11"	[WxHxD] 2490 x 371 x 280 mm 98" x 14 5/8" x 11"
	2.9 - 6.9 kW 10009 - 23426 BTU/h	3.7 - 8.1 kW 12778 - 27686 BTU/h	5.0 - 11.2 kW 17037 - 38334 BTU/h	6.2 - 15 kW 21297 - 51113 BTU/h	7.8 - 21.2 kW 26621 - 72410 BTU/h	9.4 - 27.5 kW 31946 - 93707 BTU/h
	15.5 L [US] 4.09 gal / [UK] 3.41 gal	24.0 L [US] 6.34 gal / [UK] 5.28 gal	24.0 L [US] 6.34 gal / [UK] 5.28 gal	24.0 L [US] 6.34 gal / [UK] 5.28 gal	24.0 L [US] 6.34 gal / [UK] 5.28 gal	24.0 L [US] 6.34 gal / [UK] 5.28 gal
	14.0 - 33.0 h	18.5 - 40.0 h	13.0 - 30.0 h	10.0 - 24.0 h	7.0 - 19.0 h	5.5 - 16.0 h
	23.5 kg / 54.5 lbs	27.5 kg / 70.3 lbs	31.5 kg / 82.7 lbs	37.5 kg / 100.3 lbs	47.5 kg / 126.8 lbs	57.5 kg / 153.2 lbs
	min. 69 m³ / 2440 ft³	min. 81 m³ / 2860 ft³	min. 113 m³ / 3990 ft³	min. 150 m³ / 5300 ft³	min. 212 m³ / 7490 ft³	min. 275 m³ / 9710 ft³
	230 V / [US] 115 V					



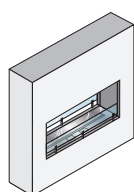
FRONT



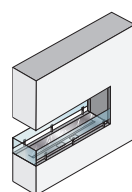
LEFT FRONT / RIGHT FRONT



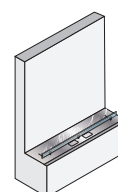
LEFT FRONT RIGHT



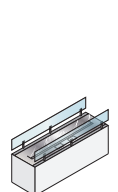
TUNNEL



ROOM DIVIDER



BY WALL



ISLAND